

**MOST IMMEDIATE**

**No. 5-1/2018-Desk (MDM)  
Government of India  
Ministry of Human Resource Development  
Department of School Education & Literacy  
(Mid Day Meal Division)**

\*\*\*\*\*

Shastri Bhavan, New Delhi.

Dated 6<sup>th</sup> June, 2018

**Subject: Allocation of foodgrains to States/UTs under National Programme of Mid-Day Meal in Schools (MDMS) for the 2<sup>nd</sup> Quarter (July, 2018 to September, 2018) of financial year 2018-19.**

Department of Food & Public Distribution has concurred the provisional allocation of **762785.69 MTs** of food grain comprising **126498.74 MTs of wheat and 636286.95 MTs of rice (July, 2018 to September, 2018)** vide O.M. No. 4-2/2018-BP-II dated 06.06.2018 to all States / UTs at National Food Security Act (NFSA) prices i.e. Rs.2.00 per kg for wheat and Rs.3.00 per kg for rice under National Programme of Mid-Day Meal in Schools (MDMS) for 2<sup>nd</sup> Quarter (July, 2018 to September, 2018). Accordingly, the food grain allocation for all States/UTs during the second quarter of 2018-19 is forwarded herewith at **Annexure-I**.

2. States/UTs are requested to further allocate the food grains to their districts as per their requirement on the basis of approved number of children and working days under intimation to this Department as well as to Food Corporation of India (FCI) for supply of food grains accordingly.
3. After receiving food grain allocation from the States/UTs, the District Administration will send a schedule (periodicity and date/week) of lifting of food grains to the local FCI depot depending upon its requirement, transportation convenience and storage capacity. The validity period for lifting of food grains will be as per extant guidelines.
4. District Administration can lift allocated food grains on monthly, bi-monthly or quarterly basis as indicated in its schedule, in accordance with the guidelines issued by Department of Food & Public Distribution, Ministry of Consumer Affairs, Food & Public Distribution, Govt. of India vide their letter No. 1-2/2008-BP.II dated 18.9.2008, from the FCI godowns starting from the 1<sup>st</sup> day of the month preceding the allocation quarter and up to 25<sup>th</sup> of the last month of the allocation quarter. Districts officers are, therefore, required to be directed to lift the food grains accordingly.
5. Payment of the cost of food grains will be made by District authorities within 20 days of the receipt of bills from FCI as per the guidelines issued by this Department vide letter No. 1-15/2009- Desk(MDM) dated 10.2.2010. The guidelines for decentralization of payment of cost of food grains to FCI at district level under MDM Scheme can also be downloaded from the website of this Department [www.mdm.nic.in](http://www.mdm.nic.in). These instructions may be followed strictly by all States/UTs.

*Rajeev Kumar*  
(राजीव कुमार)

(RAJEEV KUMAR)

उपर सचिव/Under Secretary  
भारत सरकार/Govt. of India  
म.स.सि. बलरान/Min. of H.R.D.  
एडुल शिडर ऑडि वलरान शिडर  
O/o School Education & Literacy


Contd.../-



6. Procedure laid down in para 3.6 to 3.9 of the above mentioned guidelines dated 10.02.2010 on decentralization of payment of cost of food grains shall be followed meticulously to ensure that the best quality food grains, which in any case will not be inferior to Fair Average Quality (FAQ), is lifted from the FCI godown. The process followed at the time of receipt of food grains from FCI depots should be repeated at each level till the foodgrains reach the end user to ensure that only good quality food grains are delivered for consumption by children. Records/samples to ensure quality should be maintained at all levels.

7. As per para 5.2 of the above mentioned guidelines dated 10.02.2010, a monthly report on payment to FCI and quantity of food grains lifted and released to schools/cooking agency may be furnished in the prescribed format (Annexure-II) latest by 15<sup>th</sup> of the each following month strictly on regular basis. The Monthly Progress Report (MPR) may also be emailed at [rajeev6225@gmail.com](mailto:rajeev6225@gmail.com) on monthly basis, without fail.

8. The States / UTs will furnish utilization certificate of the food grains supplied under the Scheme during the year 2017-18 latest by 31.06.2018 in the format enclosed at Annexure-III to enable GOI to release allocation of food grains for the next Two Quarters before 1<sup>st</sup> week of July, 2018. In the utilization certificate, only the quantity actually consumed at the school/cooking agency level will be indicated as utilized. Whatever remains in school/cooking agency/Block/District level stores/godowns will be shown as unspent balance.



(Rajeev Kumar)

Under Secretary to the Government of India


Tel. No. 011-23386169

To,

The Principal Secretaries / Secretaries to the Nodal Department of State Govt. / UT Administration dealing with Mid Day Meal

**Copy to:**

1. The Executive Director (Sales), Food Corporation of India, 16-20, Barakhamba Lane, New Delhi – 110 001 with the photocopy of the above mentioned OM of the Department of Food & Public Distribution for issuing instruction to all concerned to make available at least of FAQ quality of foodgrain at the FCI godowns, facilitate lifting of the same and submit bills to district authorities within 10 days after lifting for payment by them.
2. The Deputy Secretary, Department of Food & Public Distribution (BP-II Section), Krishi Bhavan, New Delhi.
3. The Directors, Mid-Day Meal Scheme of all the States/UTs for necessary action.
4. US(RK)/US(AD)/US(SA)/SO(Desk)/SO(ST)



(Rajeev Kumar)

Under Secretary to the Government of India

Under Secretary to the Government of India  
Min. of H.R.D.  
D/o School Education & Literacy  
New Delhi



**MID-DAY-MEAL SCHEME**  
**Allocation of foodgrains for the 2nd Quarter of 2018-19**  
**(For the period 01.07.2018 to 30.09.2018)**

(In MTs)

| Sl. No. | State/UT          | PRIMARY STAGE                               |   |            |                 |                  | UPPER PRIMARY STAGE                         |   |            |                 |                  | NCLP  |   |            |               |                |                |
|---------|-------------------|---|---|------------|-----------------|------------------|---|---|------------|-----------------|------------------|---|---|------------|---------------|----------------|----------------|
|         |                   | No. of children approved by PAB for 2017-18 | No. of Working Days approved by PAB for 1st QTR of the year 2017-18 | Foodgrains |                 |                  | No. of children approved by PAB for 2017-18 | No. of Working Days approved by PAB for 1st QTR of the year 2017-18 | Foodgrains |                 |                  | No. of children approved by PAB for 2017-18 | No. of Working Days approved by PAB for 1st QTR of the year 2017-18 | Foodgrains |               |                |                |
|         |                   |   |   | Wheat      | Rice            | Total            |   |   | Wheat      | Rice            | Total            |   |   | Wheat      | Rice          | Total          |                |
| 1       | 2                 | 3   | 4   | 5          | 6               | 7=(5+6)          | 8   | 9   | 10         | 11              | 12=(10+11)       | 13  | 14  | 15         | 16            | 17=(15+16)     |                |
| 1       | Andhra Pradesh    | 1740000                                     | 70  | 0.00       | 12180.00        | 12180.00         | 1004000                                     | 70  | 0.00       | 10542.00        | 10542.00         | 2472  | 92  | 0.00       | 34.11         | 34.11          |                |
| 2       | Arunachal Pradesh | 126893                                      | 65  | 0.00       | 824.80          | 824.80           | 66175                                       | 65  | 0.00       | 645.21          | 645.21           |   |   | 0.00       | 0.00          | 0.00           |                |
| 3       | Assam             | 2899029                                     | 43  | 0.00       | 12465.82        | 12465.82         | 1349967                                     | 43  | 0.00       | 8707.29         | 8707.29          | 7175  | 78  | 0.00       | 83.95         | 83.95          |                |
| 4       | Bihar             | 9030199                                     | 62  | 0.00       | 55987.23        | 55987.23         | 3781988                                     | 62  | 0.00       | 35172.49        | 35172.49         | 4000  | 72  | 0.00       | 43.20         | 43.20          |                |
| 5       | Chhattisgarh      | 1750000                                     | 69  | 0.00       | 12075.00        | 12075.00         | 1111000                                     | 69  | 0.00       | 11498.85        | 11498.85         |   |   | 0.00       | 0.00          | 0.00           |                |
| 6       | Goa               | 86156                                       | 65  | 560.01     | 0.00            | 560.01           | 55238                                       | 65  | 538.57     | 0.00            | 538.57           |   |   | 0.00       | 0.00          | 0.00           |                |
| 7       | Gujarat           | 2729124                                     | 72  | 9824.85    | 9824.85         | 19649.69         | 1637386                                     | 72  | 8841.88    | 8841.88         | 17683.77         |   |   | 0.00       | 0.00          | 0.00           |                |
| 8       | Haryana           | 841135                                      | 71  | 1791.62    | 4180.44         | 5972.06          | 579943                                      | 71  | 1852.92    | 4323.48         | 6176.39          | 5415  | 77  | 18.76      | 43.78         | 62.54          |                |
| 9       | Himachal Pradesh  | 305679                                      | 49  | 0.00       | 1497.83         | 1497.83          | 228303                                      | 49  | 0.00       | 1678.03         | 1678.03          |   |   | 0.00       | 0.00          | 0.00           |                |
| 10      | Jammu & Kashmir   | 362869                                      | 58  | 0.00       | 2104.64         | 2104.64          | 194892                                      | 58  | 0.00       | 1695.56         | 1695.56          | 635   | 79  | 0.00       | 7.52          | 7.52           |                |
| 11      | Jharkhand         | 2063679                                     | 69  | 0.00       | 14239.39        | 14239.39         | 925474                                      | 69  | 0.00       | 9578.66         | 9578.66          | 7309  | 78  | 0.00       | 85.52         | 85.52          |                |
| 12      | Karnataka         | 2807329                                     | 72  | 2829.79    | 17382.98        | 20212.77         | 1669194                                     | 72  | 2523.82    | 15503.47        | 18027.30         | 1352  | 79  | 2.24       | 13.78         | 16.02          |                |
| 13      | Kerala            | 1584234                                     | 56  | 0.00       | 8871.71         | 8871.71          | 1070573                                     | 61  | 0.00       | 9795.74         | 9795.74          |   |   | 0.00       | 0.00          | 0.00           |                |
| 14      | Madhya Pradesh    | 3713140                                     | 69  | 16397.23   | 9223.44         | 25620.67         | 2310995                                     | 69  | 15308.03   | 8610.77         | 23918.80         | 7266  | 79  | 55.11      | 31.00         | 86.10          |                |
| 15      | Maharashtra       | 5751369                                     | 67  | 0.00       | 38534.17        | 38534.17         | 3658842                                     | 67  | 0.00       | 36771.36        | 36771.36         | 5914  | 78  | 0.00       | 69.19         | 69.19          |                |
| 16      | Manipur           | 143000                                      | 65  | 0.00       | 929.50          | 929.50           | 37688                                       | 65  | 0.00       | 367.46          | 367.46           |   |   | 0.00       | 0.00          | 0.00           |                |
| 17      | Meghalaya         | 385021                                      | 62  | 0.00       | 2387.13         | 2387.13          | 142364                                      | 62  | 0.00       | 1323.99         | 1323.99          |   |   | 0.00       | 0.00          | 0.00           |                |
| 18      | Mizoram           | 97070                                       | 59  | 0.00       | 572.71          | 572.71           | 42189                                       | 63  | 0.00       | 398.69          | 398.69           |   |   | 0.00       | 0.00          | 0.00           |                |
| 19      | Nagaland          | 122000                                      | 67  | 0.00       | 817.40          | 817.40           | 38000                                       | 67  | 0.00       | 381.90          | 381.90           | 957   | 78  | 0.00       | 11.20         | 11.20          |                |
| 20      | Orissa            | 2961774                                     | 69  | 0.00       | 20436.24        | 20436.24         | 1657912                                     | 69  | 0.00       | 17159.39        | 17159.39         |   |   | 0.00       | 0.00          | 0.00           |                |
| 21      | Punjab            | 905000                                      | 68  | 3077.00    | 3077.00         | 6154.00          | 640000                                      | 68  | 3264.00    | 3264.00         | 6528.00          | 4850  | 80  | 29.10      | 29.10         | 58.20          |                |
| 22      | Rajasthan         | 2857473                                     | 70  | 14001.62   | 6000.69         | 20002.31         | 1604619                                     | 70  | 11793.95   | 5054.55         | 16848.50         |   |   | 0.00       | 0.00          | 0.00           |                |
| 23      | Sikkim            | 34678                                       | 62  | 0.00       | 215.00          | 215.00           | 29539                                       | 62  | 0.00       | 274.71          | 274.71           |   |   | 0.00       | 0.00          | 0.00           |                |
| 24      | Tamilnadu         | 2618063                                     | 57  | 0.00       | 14922.96        | 14922.96         | 2063766                                     | 57  | 0.00       | 17645.20        | 17645.20         | 7612  | 77  | 0.00       | 87.92         | 87.92          |                |
| 25      | Telangana         | 1150000                                     | 61  | 0.00       | 7015.00         | 7015.00          | 725000                                      | 61  | 0.00       | 6633.75         | 6633.75          | 6341  | 74  | 1.00       | 69.39         | 70.39          |                |
| 26      | Tripura           | 235810                                      | 60  | 0.00       | 1414.86         | 1414.86          | 130385                                      | 60  | 0.00       | 1173.47         | 1173.47          |   |   | 0.00       | 0.00          | 0.00           |                |
| 27      | Uttarakhand       | 387654                                      | 73  | 0.00       | 2829.87         | 2829.87          | 269669                                      | 73  | 0.00       | 2952.88         | 2952.88          |   |   | 0.00       | 0.00          | 0.00           |                |
| 28      | Uttar Pradesh     | 7215553                                     | 72  | 17663.67   | 34288.31        | 51951.98         | 3105735                                     | 72  | 11404.26   | 22137.68        | 33541.94         | 5383  | 78  | 21.41      | 41.57         | 62.98          |                |
| 29      | West Bengal       | 7086178                                     | 65  | 0.00       | 46060.16        | 46060.16         | 4820977                                     | 65  | 0.00       | 47004.53        | 47004.53         | 31227                                       | 79  | 0.00       | 370.04        | 370.04         |                |
| 30      | A&N islands       | 15248                                       | 64  | 0.00       | 97.59           | 97.59            | 10779                                       | 64  | 0.00       | 103.48          | 103.48           |   |   | 0.00       | 0.00          | 0.00           |                |
| 31      | Chandigarh        | 28585                                       | 68  | 77.75      | 116.63          | 194.38           | 17520                                       | 68  | 71.48      | 107.22          | 178.70           |   |   | 0.00       | 0.00          | 0.00           |                |
| 32      | D&N Haveli        | 19500                                       | 71  | 0.00       | 138.45          | 138.45           | 13900                                       | 71  | 0.00       | 148.04          | 148.04           |   |   | 0.00       | 0.00          | 0.00           |                |
| 33      | Daman & Diu       | 8900  | 72  | 0.00       | 64.08           | 64.08            | 6200  | 72  | 0.00       | 66.96           | 66.96            |   |   | 0.00       | 0.00          | 0.00           |                |
| 34      | Delhi             | 674099                                      | 70  | 2359.35    | 2359.35         | 4718.69          | 417013                                      | 70  | 2189.32    | 2189.32         | 4378.64          |   |   | 0.00       | 0.00          | 0.00           |                |
| 35      | Lakshadweep       | 3755  | 74  | 0.00       | 27.79           | 27.79            | 2829  | 74  | 0.00       | 31.40           | 31.40            |   |   | 0.00       | 0.00          | 0.00           |                |
| 36      | Puducherry        | 23093                                       | 62  | 0.00       | 143.18          | 143.18           | 18064                                       | 65  | 0.00       | 176.12          | 176.12           |   |   | 0.00       | 0.00          | 0.00           |                |
|         | <b>TOTAL</b>      | <b>62763289</b>                             |   |            | <b>68582.88</b> | <b>343306.20</b> | <b>411889.08</b>                            | <b>35438118</b>   |            | <b>57788.23</b> | <b>291959.50</b> | <b>349747.73</b>                            | <b>97908</b>  |            | <b>127.62</b> | <b>1021.26</b> | <b>1148.88</b> |

Requirement of foodgrains for 2nd Qtr of 2018-19

| Item         | Quantity (in MTs) |
|--------------|-------------------|
| Rice         | 636286.95         |
| Wheat        | 126498.74         |
| <b>Total</b> | <b>762785.69</b>  |

*Rajeev Kumar*  
 (राजीव कुमार)  
 (RAJEEV KUMAR)  
 अवर सचिव/Under Secretary  
 भारत सरकार/Govt. of India  
 मा.श.वि. मन्त्रालय/Min. of H.R.D.  
 स्कूल शिक्षा और साक्षरता विभाग  
 D/o School Education & Literacy  
 नई दिल्ली/New Delhi



**Monthly Report for supply of foodgrains and payment made to FCI under Mid-Day Meal Scheme**

Name of the STATE/UT-----

Financial Year: -----

| Annual/Six monthly Allocation (in MTs) | Foodgrains lifted (till last month) | Foodgrains lifted during the month (in MTs) | Foodgrains released to Schools/Cooking agencies (in MTs) (till this month) | Pending bills of FCI of the previous year (in Rs.) | Bill submitted by FCI (till this month) |                 | Payment made to FCI (till this month) |                 |
|--|-------------------------------------|---|--|--|---|-----------------|---------------------------------------|-----------------|
|  |                                     |   |  |  | Quantity (in MTs)                       | Amount (in Rs.) | Quantity (in MTs)                     | Amount (in Rs.) |
| 1                                      | 2                                   | 3   | 4  | 5  | 6                                       | 7               | 8                                     | 9               |
| 1                                      | <b>Rice</b>                         |   |  |  |   |                 |                                       |                 |
| 2                                      | <b>Wheat</b>                        |   |  |  |   |                 |                                       |                 |
|  | <b>Total</b>                        |   |  |  |   |                 |                                       |                 |

Date: \_\_\_\_\_

Place: \_\_\_\_\_

(Signature)

**Secretary of the Nodal Department  
Government/UT Administration of ----**

[Mid-Day Meal Scheme]

Name of the STATE/UT-----

Financial Year: 2017-18-----

**UTILISATION OF FOODGRAINS (PRY & U PRY) during 2017-18**

| Sl. No. | Foodgrains | PRIMARY                         |                                 |                                |   |                                | UPPER PRIMARY                   |                                 |                                |   |                                |
|---------|------------|---------------------------------|---------------------------------|--------------------------------|---|--------------------------------|---------------------------------|---------------------------------|--------------------------------|---|--------------------------------|
|         |            | Allocation for the year 2017-18 | Opening Balance as on 31.3.2017 | Lifted from FCI during 2017-18 | Aggregate quantity Consumed at School level | Balance* Stock as on 31.3.2018 | Allocation for the year 2017-18 | Opening Balance as on 31.3.2017 | Lifted from FCI during 2017-18 | Aggregate quantity Consumed at School level | Balance* Stock as on 31.3.2018 |
| 1       | 2          | 3                               | 4                               | 5                              | 6   | 7                              | 8                               | 9                               | 10                             | 11  | 12                             |
| 1       | Rice       |                                 |                                 |                                |   |                                |                                 |                                 |                                |   |                                |
| 2       | Wheat      |                                 |                                 |                                |   |                                |                                 |                                 |                                |   |                                |
|         | Total      |                                 |                                 |                                |   |                                |                                 |                                 |                                |   |                                |

\*: includes unspent balance at State, District, Block and schools/cooking agencies level at the end of the year.

Date: \_\_\_\_\_

Place: \_\_\_\_\_

(Signature)  
Secretary of the Nodal Department  
Government/UT Administration of ----



Government of India  
Ministry of Consumer Affairs, Food and Public Distribution  
Department of Food and Public Distribution

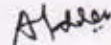
Krishi Bhavan, New Delhi,  
Dated the 6<sup>th</sup> June, 2018

**OFFICE MEMORANDUM**

**Subject: Allocation of foodgrains under Mid Day Meal Scheme (MDM) for 2<sup>nd</sup> quarter of 2018-19 i.e. 01.07.2018 to 30.09.2018 - reg.**

In continuation of this Department's O.M of even number dated 23.03.2018 and in pursuance of Ministry of Human Resource Development, Department of School Education & Literacy's O.M. No. 5-1/2018-Desk (MDM) dated 29.05.2018 on the above noted subject, the undersigned is directed to convey the approval of this Department for provisional allocation of **762785.69 MT of food grains comprising 126498.74 MT of Wheat & 636286.95 MT of rice for 2<sup>nd</sup> quarter of 2018-19 (July, 2018 to September, 2018)** at NFSA prices under the Mid Day Meal (MDM) Scheme. The allocation for the subsequent quarters will be considered on receipt of requirement of foodgrains from the Ministry of Human Resource Development.

2. The validity period for lifting of foodgrains will be as per extant guidelines.
3. The Ministry of Human Resource Development, Department of School Education & Literacy may communicate State-wise/UT-wise allocation of the allocated quantity of foodgrains to FCI and States/UTs well in time and ensure its lifting within the stipulated validity period by States/UTs.
4. Food Corporation of India (FCI) would issue rice and wheat as per State-wise allocation for the year 2018-19 with monthly breakup to be made by the Department of School Education and Literacy, Ministry of Human Resource Development.
5. The Ministry of Human Resource Development, Department of School Education & Literacy is also requested to furnish consolidated Utilization Certificate in the prescribed proforma GFR - 19A duly signed by the concerned Director for the foodgrains allocated to them under Mid Day Meal Scheme for the year 2017-18.
6. The Department of School Education & Literacy, Ministry of Human Resource Development may ensure that FCI gets full payment in respect of food grains released by it to States/UTs under the Scheme & utilization certificates are furnished by the State/UT Governments to it in time. They are also requested to make payment of outstanding amounts to FCI without any delay, as FCI bears huge amount of interest on unpaid outstanding amount.



(Asit Halder)

Under Secretary to the Government of India  
Tele. No. 23382504

To  
Director (MDM),  
Ministry of Human Resource Development,  
Department of School Education & Literacy,  
Shastri Bhavan, New Delhi.

Copy for information to:-

**File No.4-2/2018-BP-II .**

1. The Chairman-cum-Managing Director, FCI, New Delhi.
2. The General Manager (Sales), FCI, New Delhi.
3. US (Policy-III&IV)/BP-III/BP-I/US(FC A/c)/Guard File.